

Home Classroom BULLETIN BOARD PLANNERS for All Ages

Worried you'll have trouble managing all of the learning materials, projects, and scheduling for the upcoming school year?

WORRY NO MORE!


Set your student up for success with these **organizational bulletin board ideas.**



The Foundation: STEPS TO GET STARTED

Decide the purpose of your bulletin board: organization? planning? creativity?

CHOOSE YOUR BULLETIN BOARD BASE. PICK BETWEEN:



Classic cork board
(\$20 - \$300), depending on the size of the frame




Homemade bulletin board

One affordable option is a **sound-deafening board**. It's soft and sturdy yet doesn't crumble like Styrofoam. Find it at home improvement stores like **Lowe's** or **Home Depot** for \$10-\$20.


Cover it in a **fun wrapping paper or fabric**. Use a staple gun to attach.

Screw into the wall with screws and washers, to keep the screws from going too deep into the board.




Determine how often you will update the bulletin board: weekly? monthly? quarterly?

GATHER ANY MATERIALS NEEDED. YOU'LL LIKELY NEED:




Thumbtacks



Stapler and staples



Printer paper and construction paper



Block letters



Folders



Markers, pens



Post-it Notes

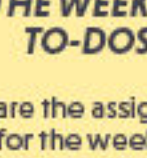


Ribbon



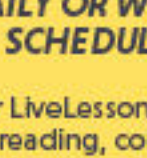
Calendar templates

The Essentials FOR ANY AGE GROUP




INSPIRATIONAL QUOTE

Change this quote at the beginning of each week or month. Every student needs a little encouragement to stay motivated



GOALS TO WORK TOWARD

Deadlines can vary (maybe monthly goals?), but it's good to put them front and center as a reminder.



PRINTED COURSE TREES

The table of contents or outline for a virtual course's lessons.



THE WEEK'S TO-DOS

What are the assignments for the week? Lay them all out.



A DAILY OR WEEKLY SCHEDULE

Times for LiveLesson® sessions, offline reading, completing assignments, lunch, play breaks, etc.



LATEST ACCOMPLISHMENTS

Did your students accomplish a goal? Got high grades on an assignment? Let them show off and be proud.

Ideas: ELEMENTARY SCHOOL

"We perform most of our schoolwork offline—reading books, writing, and completing assignments. We spend 15–30% of each school day working on the computer. Here's what we need":

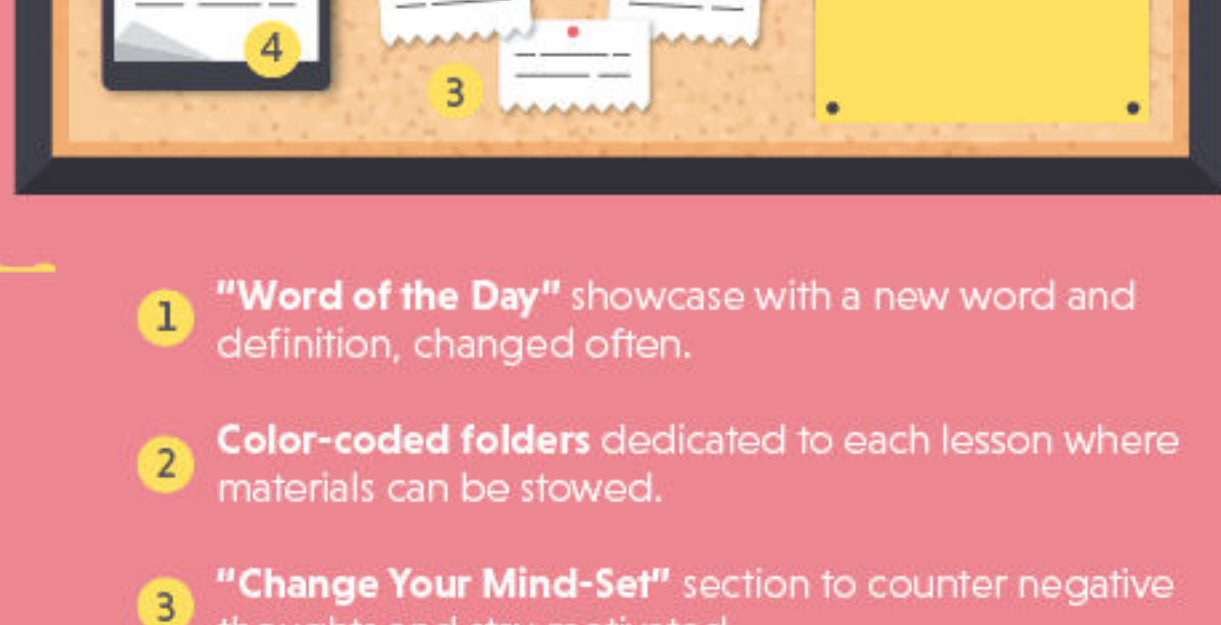


- "Did You Know?" trivia facts related to the courses.
- Construction paper clocks that show times for snacks, lunch and end of the day.
- Clipboards or "pockets" for each course where assignments can be "turned in" when completed.
- Book or author spotlight that changes as new books are introduced.



Ideas: MIDDLE SCHOOL

"We blend online and offline work in our classes. But we spend 50–75% of our school days on the computer attending LiveLesson® sessions, using interactive educational tools, or completing assignments. We like these ideas":

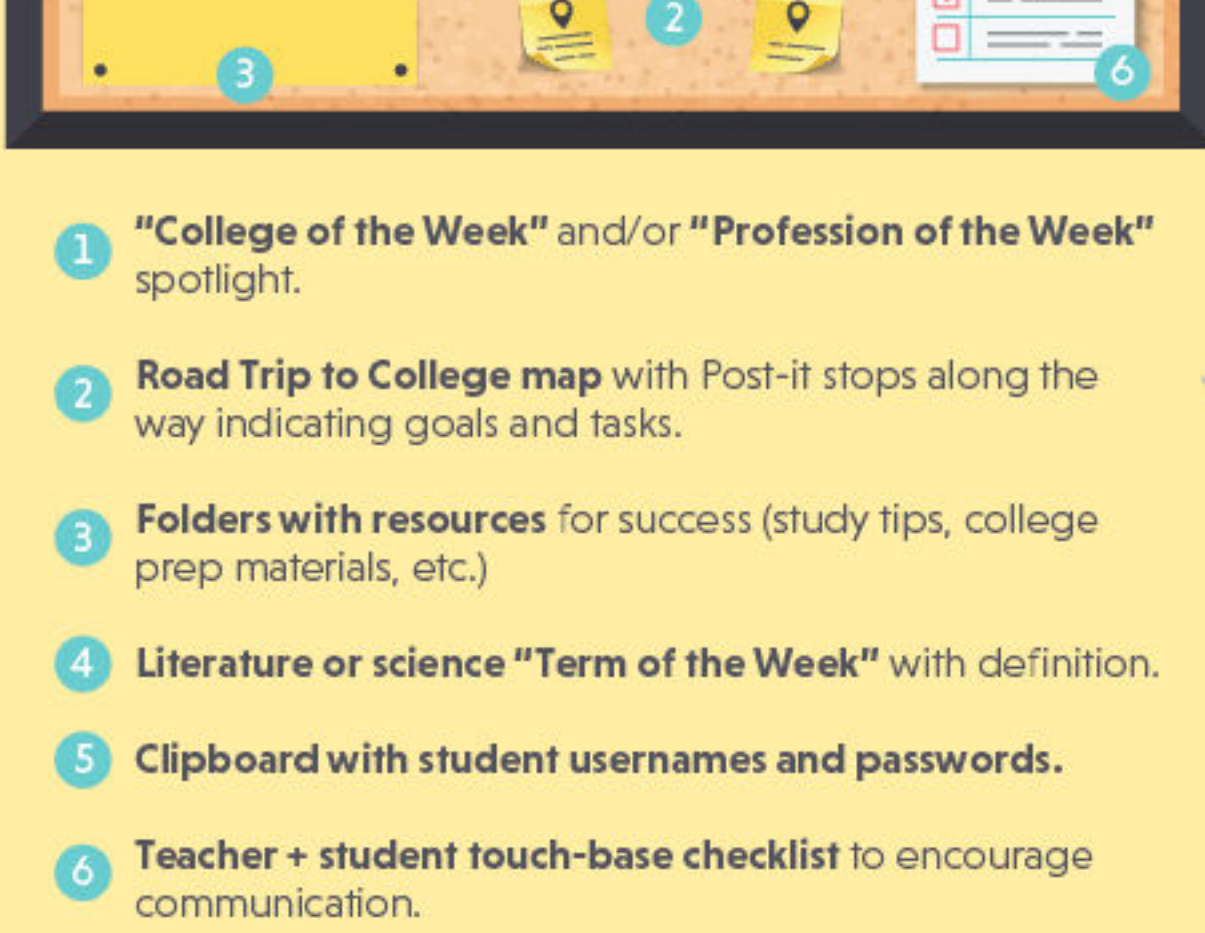


- "Word of the Day" showcase with a new word and definition, changed often.
- Color-coded folders dedicated to each lesson where materials can be stowed.
- "Change Your Mind-Set" section to counter negative thoughts and stay motivated.
- Clipboard with student user names and passwords.
- Teacher + student touch-base checklist to encourage communication.



Ideas: HIGH SCHOOL

"We learn primarily online. In fact, we spend 80–90% of each school day on the computer. Here's what we could find helpful":



- "College of the Week" and/or "Profession of the Week" spotlight.
- Road Trip to College map with Post-it stops along the way indicating goals and tasks.
- Folders with resources for success (study tips, college prep materials, etc.)
- Literature or science "Term of the Week" with definition.
- Clipboard with student usernames and passwords.
- Teacher + student touch-base checklist to encourage communication.



Tip to remember:

Make the bulletin board as creative, colorful, and engaging as possible to keep students interested. If you have fun with it, they will too!